



**Richards-Wilcox**  
Garage Doors

# THERMATITE®



## T200C OVERHEAD SECTIONAL INSULATED STEEL DOORS

- Fabricated from pre-painted, hot dipped stucco embossed galvanized steel.



- Insulated with 2" of Neufoam™ polyurethane insulation. CFC and HCFC free.



- Sections feature Weatherlock™ thermal break and tongue and groove section joint.


### Unique Multi-Ribbed (MR) Profile

- Multi-Ribbed profile complements contemporary architecture
- Perfect choice when aesthetics are a key consideration
- Non-repeating stucco surface texture resists scratches and dirt

### Ribbed Profile

- Recognized as a standard look on many door systems that are already installed
- RW can provide matching section replacement options to customers quickly and efficiently


### Available in 9 Standard Colours




Almond




Black




Bronze




Brown




Café




Desert Tan



Iron Ore



Sandstone



Slate  
Grey

# PRODUCT SPECIFICATIONS

## SECTION DETAILS

**SECTION THICKNESS** 2" (51mm)

**THERMAL VALUE OF SECTIONS\***

R 18.28 ft<sup>2</sup> hF/Btu

**FACE SHEET PROFILE** Multi-Ribbed / Ribbed


**EXTERIOR FACE SHEET THICKNESS**

0.016" (0.41mm)


**MAXIMUM OPENING WIDTH** 24'-2" (7366mm)

**MAXIMUM OPENING HEIGHT** 22' (6706mm)

**FINISH** Two coat, baked-on paint system on exterior side, primer and polyester finish coat.



Almond Black Bronze Brown Café



Desert Tan Iron Ore Sandstone Slate Grey

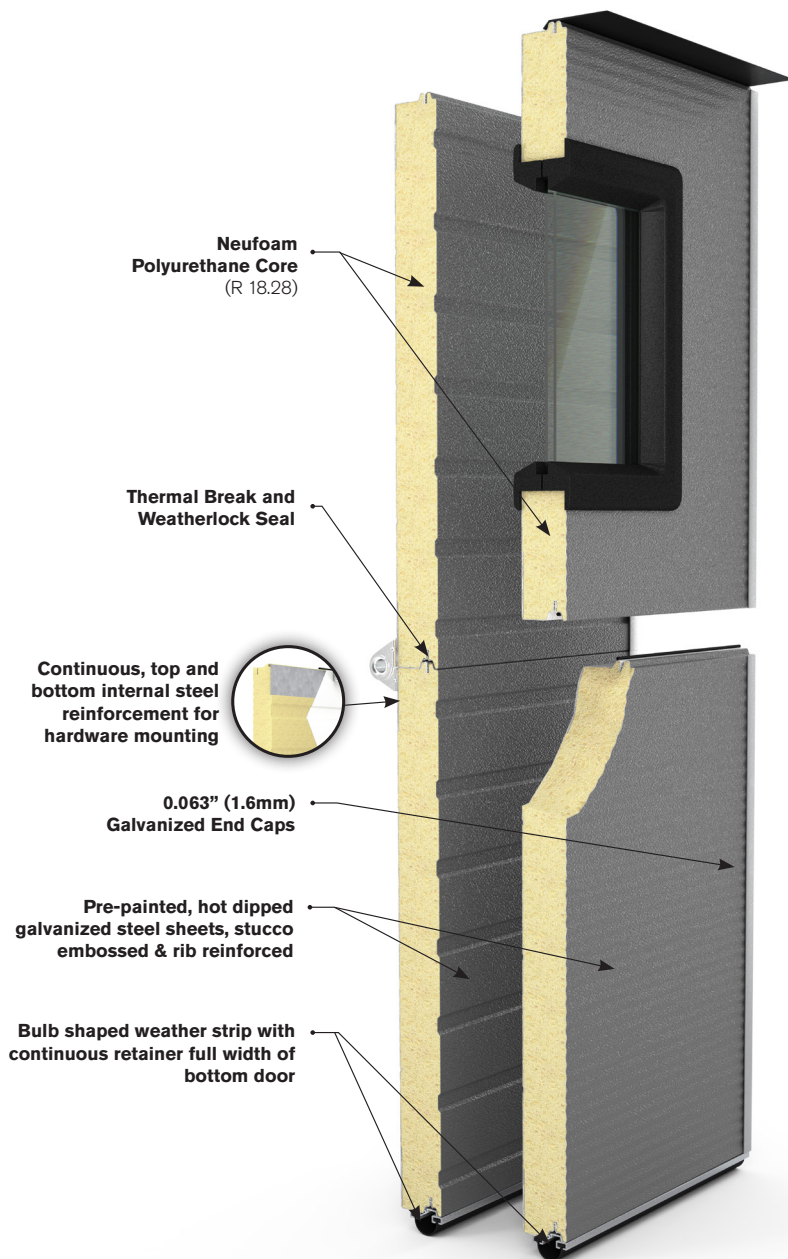
## GLAZING OPTIONS



Type AA (26"x 13") Type B (24"x 6") Type CPL (24"x 8") Type D (34"x 16")



Type E (24"x 12") Fullview



## SECTION SCHEDULE

DOOR OPENING HEIGHT	Sections High	DOOR OPENING WIDTH	Max no. of Windows
7'-1" to 8'-1"	4	8'-0" to 9'-2"	2
8'-2" to 10'-1"	5	9'-3" to 12'-2"	3
10'-2" to 12'-1"	6	12'-3" to 16'-2"	4
12'-2" to 14'-1"	7	16'-3" to 19'-2"	5
14'-2" to 16'-1"	8	19'-3" to 24'-2"	6
16'-2" to 18'-1"	9		

## WARRANTY

**10 years against delamination of the panels**  
**1 year on materials and workmanship**

\*Thermal Values Calculated.



**Richards-Wilcox**  
Garage Doors

**1-800-667-1572**  
**www.rwdoors.com**



**MADE IN CANADA**