



Richards-Wilcox™
Garage Doors

ROLLTITE™



R722 & R724 ROLLING SHUTTERS

R-W R700 SERIES ROLLING SHUTTER is designed for finished applications providing security and beauty blended with smooth, quiet, and effortless operation. The 700 Series is available in clear anodized aluminum, painted steel, or stainless steel. The 700 Series Rolling Shutter offers a compact design requiring minimal headroom and is the perfect choice for pharmacies, cafeterias, concession areas, ticket counters, nurse/hospital desks, and many more applications.

Standard Features

- Flat slats with 1-1/2" high profile
- Steel end-locks
- Enclosed hood
- Slide bolt locks
- Aluminum angle bottom bar with weather seal
- 2-Year Limited Warranty
- Manual push up to 10'- 4" wide
- Crank Operation above 10'- 4"

ROLLTITE R700 SERIES ROLLING SHUTTER

**MODEL 722 (PAINTED STEEL), MODEL 722A (ALUMINUM), MODEL 722S (STAINLESS STEEL),
MODEL 724 (PAINTED STEEL), MODEL 724S (STAINLESS STEEL)**

PRODUCT SPECIFICATIONS



Hoods

Clear anodized aluminum hood is standard with aluminum curtain, 24-gauge steel with steel curtain and stainless steel hood with stainless steel curtain.


Operation

Manual push up standard up to 10'-4" wide, wider doors crank operation is standard.

Locks

Dual slide bolt locks are standard; cylinder locks are optional.

Finish




White Topcoat




Gray Topcoat



Tan Topcoat



Galvanized



Stainless Steel



Powder Coat Finish is available in a variety of color options. 40-year film integrity and a 35-year no-chalk/no-fade limited paint warranty.

Options

Mounting: Face of wall, between jamb above lintel or between jamb under lintel.

Sizes: Up to 14'- 4" wide x 10'- 4" high.

Operation: Manual push up, crank with handle, or tubular motor.

Locking: Slide bolt locks, thumb turn lock, or cylinder locks.

Slats

1-1/2" flat slat clear anodized aluminum or galvanized steel with super durable polyester paint in white, gray, tan (powder coat optional), or stainless steel.

Drum/Axle Assembly

Barrel fabricated from minimum 4-1/2" O.D. pipe, with 1" tension and drive shaft and provided with threaded rings or lugs welded to barrel for curtain assembly. Springs to be oil tempered grease packed helical torsion type.

Guides

Extruded two piece aluminum guides standard for aluminum and steel doors, stainless steel with stainless steel doors.

Bottom Bar

Extruded aluminum angle bottom bar standard for aluminum and steel doors, stainless steel angle is standard with stainless steel doors. Both available with bottom weather seal.

Endlocks

Steel endlocks each end of alternate slats.



Richards-Wilcox
Garage Doors

1-800-667-1572 • www.rwdoors.com